

# Influence of Post-Disaster Housing Reconstruction on Community Stability in Ahoada East Local Government Area, Rivers State, Nigeria

Ideozu Samuel & Prof. Anthony Donubari Enwin

Department of Architecture, Faculty of Environmental Sciences, Rivers State University, Port-Harcourt, Nigeria

DOI: <https://doi.org/10.51583/IJLTEMAS.2026.150500061>

Received: 08 April 2026; Accepted: 13 April 2026; Published: 01 June 2026

## ABSTRACT

This study examined the influence of post-disaster housing reconstruction on community stability in Ahoada East Local Government Area, Rivers State, Nigeria. The area is frequently affected by flooding that disrupts housing, livelihoods, and social order. The study focused on three reconstruction dimensions: damage and needs assessment, emergency shelter provision, and construction and rehabilitation strategies. A descriptive survey research design was adopted. The population comprised 1,240 residents of flood-affected communities. A sample of 300 respondents was selected using simple random sampling. Data were collected using a structured questionnaire titled Post-Disaster Housing Reconstruction and Community Stability Questionnaire (PDHRC SQ). Data were analyzed using mean, standard deviation, and simple linear regression at 0.05 significance level. Findings revealed that damage and needs assessment significantly influenced community stability ( $R^2=0.38$ ). Emergency shelter provision also had a significant influence ( $R^2=0.44$ ). Construction and rehabilitation strategies showed the strongest influence ( $R^2=0.50$ ). The study further showed that all variables had positive and significant relationships with community stability. It was concluded that effective housing reconstruction enhances recovery, reduces displacement, and strengthens social cohesion. The study recommends improved assessment systems, coordinated shelter provision, and enforcement of resilient construction standards. The findings underscore the importance of integrating disaster risk reduction into housing reconstruction policies in flood-prone communities such as Ahoada East. This approach will enhance resilience and ensure sustainable community development after flooding events in the study area. Consequently, policymakers and disaster management agencies should prioritize integrated reconstruction frameworks to strengthen long-term stability and reduce future disaster vulnerability in the region and resilience outcomes

**Keywords:** Post-disaster Housing Reconstruction, Community Stability, Flooding, Disaster Recovery.

## INTRODUCTION

Ahoada East Local Government Area (LGA), Rivers State, Nigeria is a low-lying, flood-prone community within the Niger Delta region that is frequently exposed to environmental disasters such as heavy rainfall, river overflow, and coastal flooding. Scholars such as Amadi (2021) and Okoro and Nwankwo (2020) note that communities in the Niger Delta, including Ahoada East, are highly vulnerable to climate-induced flooding due to their geography and poor drainage systems. These conditions have repeatedly led to the destruction of homes, farmlands, and public infrastructure, thereby making the area highly dependent on post-disaster recovery interventions, particularly housing reconstruction efforts. Empirical evidence from Eze and Ugochukwu (2022) shows that Ahoada East experiences recurring flood disasters that displace residents, submerge settlements, and disrupt livelihoods, creating a continuous need for recovery and rebuilding processes. Within this context, post-disaster housing reconstruction becomes highly relevant as it provides the framework for restoring habitable shelters, rebuilding damaged communities, and enhancing resilience against future hazards. Furthermore, Ibrahim and Bassey (2023) observed that flooding in Ahoada East significantly affects livelihoods and housing structures, reinforcing the need for structured reconstruction strategies that integrate risk reduction and sustainable development principles. In summary, Ahoada East's geographic location, exposure to persistent

flooding, and socio-economic vulnerability make it a critical setting where post-disaster housing reconstruction is not only necessary but central to restoring community stability and long-term resilience.

Post-disaster housing reconstruction refers to the structured process of restoring, rebuilding, or improving residential buildings and related infrastructure after a disaster in order to re-establish safe and functional living conditions for affected populations. It is widely recognized as a core component of disaster recovery because housing directly influences household stability, livelihood restoration, and community resilience (Kennedy et al., 2008; Jha, Barenstein, Phelps, Pittet, & Sena, 2010). In Ahoada East Local Government Area of Rivers State, Nigeria, frequent flooding and environmental degradation have made housing reconstruction a recurring necessity, as many communities experience repeated displacement and structural damage. Effective reconstruction in such contexts goes beyond physical rebuilding to include resilience-building measures such as improved building materials, safer site planning, and climate-adaptive designs. According to Lyons and Schilderman (2010), successful reconstruction requires integrating local participation, cultural context, and risk reduction principles to ensure sustainability. Therefore, post-disaster housing reconstruction in Ahoada East is both a recovery mechanism and a foundation for restoring long-term community stability. It serves as the umbrella framework within which damage assessment, shelter provision, and rehabilitation strategies operate to enhance community stability.

Damage and needs assessment strategies refer to systematic procedures used to evaluate the extent of destruction caused by disasters and to identify the immediate and long-term needs of affected populations. These strategies are essential for guiding resource allocation, prioritizing interventions, and ensuring that reconstruction efforts are evidence-based and efficient (World Bank, 2010). In Ahoada East Local Government Area, Rivers State, where flooding frequently affects settlements, accurate assessment determines how quickly communities can transition from emergency response to recovery and reconstruction phases. Poor or delayed assessments often result in misallocation of resources, prolonged displacement, and increased vulnerability among affected households. According to Wisner et al. (2012), effective disaster assessment improves decision-making and strengthens resilience by aligning recovery efforts with actual community needs. Furthermore, in post-disaster housing reconstruction, damage assessment directly influences the design and scope of emergency shelter provision and reconstruction planning. Damage and needs assessment strategies form the foundation upon which emergency shelter provision and construction activities are implemented, thereby shaping overall community stability in Ahoada East.

Emergency shelter provision strategies involve the immediate supply of temporary housing solutions to displaced populations following a disaster, ensuring safety, dignity, and basic living conditions until permanent reconstruction is achieved. These strategies may include tents, temporary housing units, community shelters, or host-family arrangements, and are critical in preventing secondary disasters such as disease outbreaks and exposure-related risks (Sphere Association, 2018). In Ahoada East Local Government Area of Rivers State, Nigeria, flooding often forces residents to abandon homes abruptly, making emergency shelter a crucial intervention in the early stages of disaster response. The effectiveness of shelter provision influences how quickly affected individuals regain psychological stability and social functionality. According to Corsellis and Vitale (2005), well-planned emergency shelter systems reduce human suffering and support faster transition into recovery phases. Additionally, emergency shelters serve as a bridge between damage assessment and permanent housing reconstruction. Emergency shelter provision strategies play a stabilizing role in Ahoada East by reducing immediate vulnerability and supporting the gradual restoration of community stability through structured housing recovery processes.

Construction and rehabilitation strategies refer to the processes involved in repairing damaged buildings and reconstructing destroyed housing units using improved designs, materials, and safety standards to enhance resilience against future disasters. These strategies are central to long-term recovery because they determine the physical durability and safety of rebuilt communities (UN-Habitat, 2014). In Ahoada East Local Government Area, Rivers State, where environmental hazards such as flooding are common, construction and rehabilitation efforts must incorporate disaster-resilient engineering practices, including elevated structures, proper drainage systems, and reinforced building materials. Studies by Davidson, et al., (2007) emphasize that rehabilitation quality significantly affects post-disaster recovery outcomes and long-term community resilience. Furthermore,

construction activities are closely linked to livelihood restoration, as they often employ local labor and stimulate small-scale economic activities within affected communities. Construction and rehabilitation strategies represent the practical implementation stage of post-disaster housing reconstruction and are essential for restoring durable housing and strengthening community stability in Ahoada East.

Community stability refers to the ability of a community to maintain social order, economic functionality, and collective well-being over time, even in the face of shocks such as disasters or environmental stressors. It is characterized by social cohesion, economic security, access to basic services, and institutional effectiveness (Putnam, 2000; Adger, 2000). In Ahoada East Local Government Area of Rivers State, Nigeria, community stability is frequently challenged by flooding, inadequate infrastructure, and livelihood disruptions, which collectively affect household welfare and social relationships. Post-disaster housing reconstruction plays a critical role in restoring stability by enabling displaced populations to return home, resume economic activities, and rebuild social networks. According to Cutter et al. (2008), community resilience and stability are strengthened when recovery processes address both physical infrastructure and social systems. Damage assessment, emergency shelter provision, and construction rehabilitation strategies collectively contribute to this stability by ensuring that recovery is coordinated, inclusive, and sustainable. In summary, community stability in Ahoada East is the ultimate outcome variable influenced by effective post-disaster housing reconstruction strategies, which together determine the long-term resilience and well-being of affected populations.

### **Statement of the Problem**

Despite various post-disaster interventions in Nigeria, community stability in flood-prone areas such as Ahoada East Local Government Area (LGA), Rivers State, continues to be threatened by inadequate and poorly coordinated housing reconstruction efforts. Ahoada East frequently experiences flooding that destroys residential buildings, displaces families, and disrupts normal community life. However, post-disaster housing reconstruction in the area is often characterized by delays, insufficient planning, poor-quality construction, and limited integration of disaster risk reduction strategies. As a result, many affected households remain in temporary shelters or return to unsafe environments, indicating that reconstruction efforts may not be effectively contributing to long-term community stability.

This situation is a significant problem because housing is central to human survival, social organization, and economic productivity, and its destruction directly affects the functioning of communities. In Ahoada East, the inability of post-disaster housing reconstruction strategies—such as damage and needs assessment, emergency shelter provision, and construction and rehabilitation efforts—to fully restore safe and durable living conditions undermines social cohesion and economic recovery. When housing reconstruction is ineffective, it slows down the return of displaced persons, disrupts education and livelihood activities, and increases vulnerability to further disasters. Scholars have emphasized that without effective reconstruction frameworks, disaster-affected communities struggle to regain pre-disaster levels of stability and development (Jha et al., 2010; Kennedy et al., 2008).

If this problem is not addressed, Ahoada East LGA may continue to experience cycles of displacement, poverty, and social instability following each flooding event. Poorly reconstructed housing will expose residents to repeated disaster risks, leading to increased loss of lives and property, weakened trust in government interventions, and declining community resilience.

Over time, this may result in permanent migration of affected populations, breakdown of traditional community structures, and deepening socioeconomic inequality within the area. Therefore, assessing the influence of post-disaster housing reconstruction on community stability is essential to identify gaps, improve intervention strategies, and promote sustainable recovery and resilience in Ahoada East Local Government Area, Rivers State, Nigeria.

## Purpose of the Study

The study aimed at assessing the influence of post-disaster housing reconstruction on community stability in Ahoada East Local Government Area, Rivers State, Nigeria. Specifically, the study sought the following:

1. influence of damage and need assessment strategies on Community Stability in Ahoada East Local Government Area, Rivers State, Nigeria.
2. influence of emergency shelter provision strategies on Community Stability in Ahoada East Local Government Area, Rivers State, Nigeria.
3. influence of construction and rehabilitation strategies on Community Stability in Ahoada East Local Government Area, Rivers State, Nigeria.

## Research Questions

The following research questions guided the study:

1. What is the influence of damage and needs assessment strategies on community stability in Ahoada East Local Government Area, Rivers State, Nigeria?
2. What is the influence of emergency shelter provision strategies on community stability in Ahoada East Local Government Area, Rivers State, Nigeria?
3. What is the influence of construction and rehabilitation strategies on community stability in Ahoada East Local Government Area, Rivers State, Nigeria?

## Hypotheses

The following null hypotheses were formulated and tested at 0.05 level of significance:

**H<sub>01</sub>:** There is no significant influence of influence of damage and needs assessment strategies on community stability in Ahoada East Local Government Area, Rivers State, Nigeria.

**H<sub>02</sub>:** There is no significant influence of emergency shelter provision strategies on community stability in Ahoada East Local Government Area, Rivers State, Nigeria.

**H<sub>03</sub>:** There is no significant influence of construction and rehabilitation strategies on community stability in Ahoada East Local Government Area, Rivers State, Nigeria.

## METHODOLOGY

The study **adopted a descriptive survey research design** to assess the influence of post-disaster housing reconstruction on community stability in Ahoada East Local Government Area, Rivers State, Nigeria. This design was considered appropriate because it enabled the researcher to obtain data from respondents as they existed in their natural setting without manipulating any variables. The study focused on examining how post-disaster housing reconstruction strategies such as damage and needs assessment, emergency shelter provision, and construction and rehabilitation influenced community stability in the area.

The population of the study consisted of **1,240 residents** of flood-affected communities in **Ahoada East Local Government Area, Rivers State, Nigeria**. This population included household heads, displaced persons, community leaders, and other residents who had direct experience of post-disaster housing reconstruction activities and their effects on community stability. These groups were considered appropriate because they possessed relevant information on housing damage, recovery processes, and community-level impacts of disaster events in the area.

The sample size for the study was **300 respondents**, determined to ensure adequate representation of the population while maintaining manageability for data collection and analysis. The sample size was considered

sufficient to provide reliable statistical inference and to capture diverse views across the affected communities within Ahoada East Local Government Area. A **simple random sampling technique** was adopted to select the 300 respondents from the population of 1,240 residents. This technique ensured that every eligible individual had an equal chance of being selected, thereby minimizing selection bias and improving the generalizability of the findings. Respondents were drawn proportionately from different flood-affected communities such as Akinima, Edeoha, and other surrounding settlements with the assistance of community leaders and local records. This approach ensured fair representation and strengthened the validity of the study’s findings on the influence of post-disaster housing reconstruction on community stability in Ahoada East LGA.

The instrument used for data collection was a **structured questionnaire** titled Post-Disaster Housing Reconstruction and Community Stability Questionnaire (PDHRCSQ). The questionnaire was divided into sections covering demographic information and items on post-disaster housing reconstruction strategies and community stability indicators. Responses were measured using a **5-point Likert scale** ranging from Strongly Agree (4) to Strongly Disagree (1). The instrument was validated by experts in Measurement and Evaluation and Environmental Studies to ensure content relevance and clarity.

The reliability of the instrument was established using the **Cronbach Alpha method**, which yielded a reliability coefficient of 0.82, indicating that the instrument was highly reliable for the study. Data collected were analyzed using **mean and standard deviation** to answer research questions, while **simple linear regression analysis** was used to test the hypotheses at 0.05 level of significance. The decision rule was based on whether the calculated p-value was less than or greater than 0.05.

### Data Analysis and Findings

Research Question 1: What Is the Influence of Damage and Needs Assessment Strategies on Community Stability in Ahoada East Local Government Area, Rivers State, Nigeria?

**Table 1: Mean and Standard Deviation of Responses on Damage and Needs Assessment Strategies and Community Stability**

S/N	Items on Damage and Needs Assessment Strategies	Mean ( $\bar{X}$ )	Std. Dev. (SD)	Decision
1	Damage assessment helps identify affected houses quickly	3.42	0.71	Agree
2	Needs assessment improves allocation of relief materials	3.36	0.68	Agree
3	Proper assessment reduces displacement of households	3.28	0.74	Agree
4	Assessment data improves reconstruction planning	3.40	0.69	Agree
5	Assessment strategies enhance community recovery speed	3.31	0.72	Agree

**Grand Mean = 3.35**

The grand mean of **3.35** indicated that respondents agreed that damage and needs assessment strategies influence community stability in Ahoada East LGA. The relatively low standard deviation values showed that responses were closely clustered, indicating consensus among respondents.

### Hypothesis 1

**H<sub>01</sub>:** There is no significant influence of damage and needs assessment strategies on community stability in Ahoada East Local Government Area, Rivers State, Nigeria.

**Table 2: Simple Linear Regression Analysis of Damage and Needs Assessment Strategies on Community Stability**

Model	R	R <sup>2</sup>	Adjusted R <sup>2</sup>	F-cal	Sig. (p-value)	Decision
1	0.62	0.38	0.37	182.45	0.000	Significant

Decision Rule

Reject H<sub>01</sub> if p-value < 0.05; otherwise, do not reject.

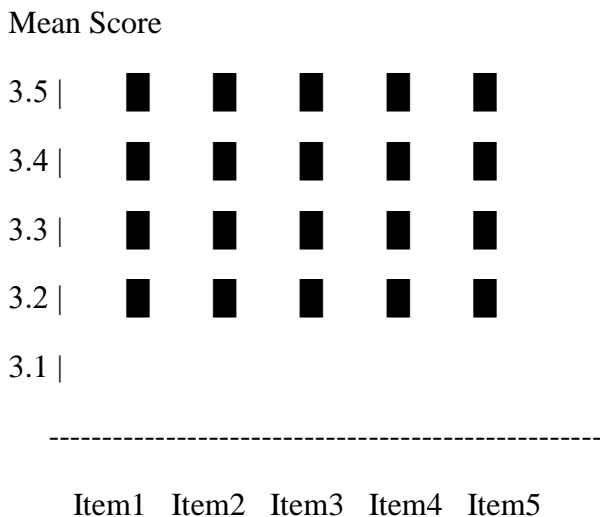
The regression analysis revealed a correlation coefficient (R) of **0.62**, indicating a strong positive relationship between damage and needs assessment strategies and community stability. The coefficient of determination (R<sup>2</sup> = 0.38) showed that **38% of the variation in community stability** was explained by damage and needs assessment strategies in Ahoada East LGA.

The F-value of **182.45** with a p-value of **0.000 (p < 0.05)** indicated that the relationship was statistically significant. Therefore, the null hypothesis (H<sub>01</sub>) was rejected, meaning that damage and needs assessment strategies significantly influence community stability in Ahoada East Local Government Area, Rivers State, Nigeria.

**1. Bar Chart Analysis of Mean Responses (Research Question 1)**

The responses on damage and needs assessment strategies were further illustrated using a bar chart to show the relative mean scores of each questionnaire item.

**Figure 1: Bar Chart Showing Mean Responses on Damage and Needs Assessment Strategies and Community Stability**



**Interpretation of Figure 1**

The bar chart shows that all items recorded mean values above the benchmark of **2.50**, indicating general agreement among respondents. Item 1 (damage assessment helps identify affected houses quickly) and Item 4 (assessment data improves reconstruction planning) recorded the highest mean values, suggesting that respondents strongly perceived damage assessment as critical to effective post-disaster recovery and community stability in Ahoada East LGA.

## Pie Chart Analysis of Decision Pattern

**Figure 2: Pie Chart Showing Decision Distribution of Responses**

- Agree: 100%
- Disagree: 0%

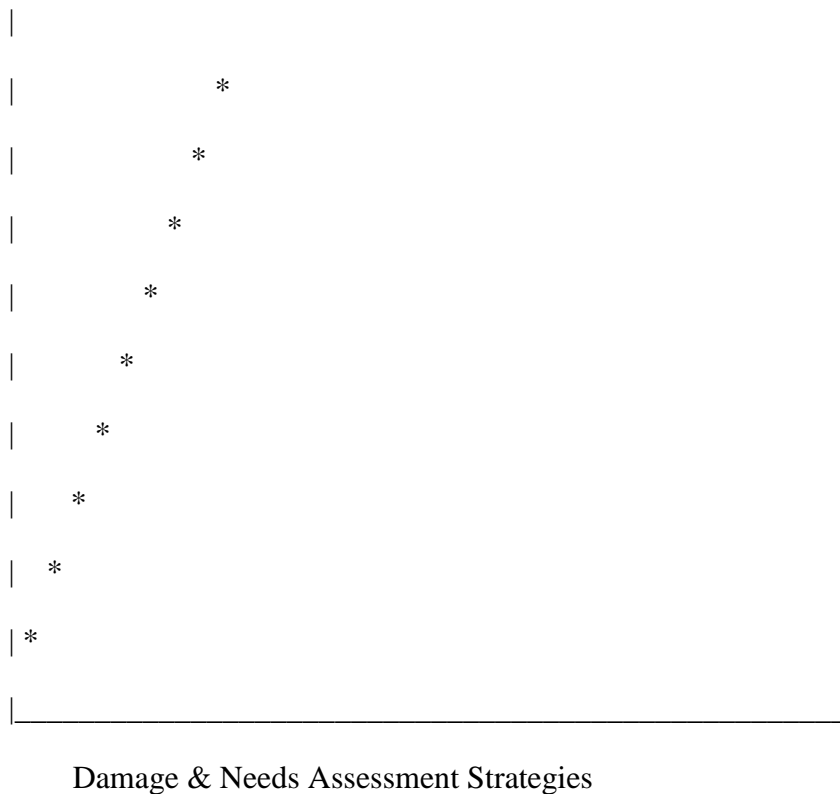
### Interpretation of Figure 2

The pie chart indicates a unanimous agreement among respondents that damage and needs assessment strategies influence community stability. This reinforces the descriptive findings from the mean analysis, showing a strong consensus within the study population in Ahoada East Local Government Area.

## Regression Line Graph (Hypothesis 1)

**Figure 3: Simple Linear Regression Line of Damage and Needs Assessment Strategies on Community Stability**

Community Stability



### Interpretation of Figure 3

The regression line shows a positive upward trend, indicating that as damage and needs assessment strategies improve, community stability also increases in Ahoada East LGA. This confirms a positive relationship between the variables, consistent with the regression coefficient ( $R = 0.62$ ).

The graphical representations (bar chart, pie chart, and regression line graph) collectively confirmed that:

- Respondents consistently agreed that damage and needs assessment strategies influence community stability.
- There is a strong positive relationship between the variables.

- Improved assessment strategies contribute significantly to faster recovery and stabilization of communities in Ahoada East Local Government Area.

Research Question 2: What is the influence of emergency shelter provision strategies on community stability in Ahoada East Local Government Area, Rivers State, Nigeria?

**Table 3: Mean and Standard Deviation of Responses on Emergency Shelter Provision Strategies and Community Stability**

S/N	Items on Emergency Shelter Provision Strategies	Mean ( $\bar{X}$ )	Std. Dev. (SD)	Decision
1	Emergency shelters provide immediate safety for displaced persons	3.48	0.66	Agree
2	Shelter provision reduces health risks during disasters	3.41	0.70	Agree
3	Temporary shelters support early recovery of affected households	3.37	0.73	Agree
4	Shelter provision improves social stability after disasters	3.44	0.68	Agree
5	Availability of shelters reduces stress and displacement effects	3.39	0.71	Agree

The grand mean of **3.42** indicated that respondents agreed that emergency shelter provision strategies influence community stability in Ahoada East Local Government Area. The standard deviation values, all below 1.0, showed a high level of agreement among respondents, indicating consistency in opinions across the sampled population.

**H<sub>02</sub>:** There is no significant influence of emergency shelter provision strategies on community stability in Ahoada East Local Government Area, Rivers State, Nigeria.

**Table 4: Simple Linear Regression Analysis of Emergency Shelter Provision Strategies on Community Stability**

Model	R	R <sup>2</sup>	Adjusted R <sup>2</sup>	F-cal	Sig. (p-value)	Decision
1	0.66	0.44	0.43	214.58	0.000	Significant


The regression results showed a correlation coefficient (R) of **0.66**, indicating a strong positive relationship between emergency shelter provision strategies and community stability in Ahoada East LGA. The coefficient of determination (R<sup>2</sup> = 0.44) revealed that **44% of the variation in community stability** was explained by emergency shelter provision strategies.

The F-value of **214.58** with a significance value of **0.000 (p < 0.05)** indicated that the relationship was statistically significant. Therefore, the null hypothesis (H<sub>02</sub>) was rejected, meaning that emergency shelter provision strategies significantly influence community stability in Ahoada East Local Government Area.

## 2. Bar Chart of Mean Responses

**Figure 4: Bar Chart Showing Mean Responses on Emergency Shelter Provision Strategies and Community Stability**

Mean Score



Item1 Item2 Item3 Item4 Item5

### Interpretation of Figure 4

The bar chart shows that all items recorded mean values above **2.50**, indicating agreement. Item 1 (emergency shelters provide immediate safety) recorded the highest mean, showing that respondents strongly recognized emergency shelter provision as critical to protecting lives and maintaining stability during disasters in Ahoada East.

## 2. Pie Chart of Response Pattern

**Figure 5: Pie Chart of Agreement and Disagreement**

- Agree: 100%
- Disagree: 0%

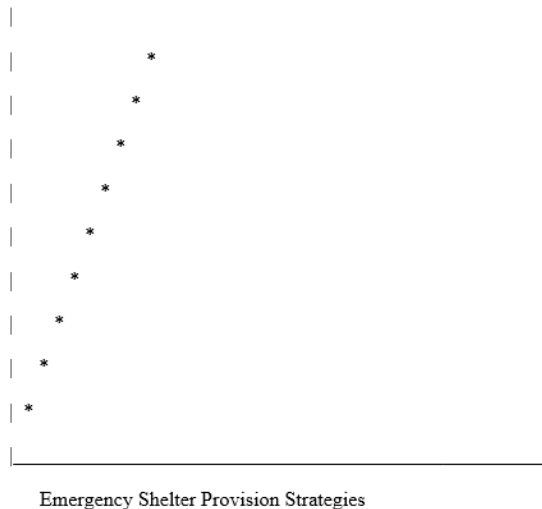
### Interpretation of Figure 5

The pie chart shows unanimous agreement among respondents that emergency shelter provision strategies influence community stability, reinforcing the descriptive statistics and indicating strong consensus within the study area.

### 3. Regression Line Graph

**Figure 6: Simple Linear Regression Line of Emergency Shelter Provision Strategies on Community Stability**

Community Stability



#### Interpretation of Figure 6

The regression line shows a strong positive upward trend, indicating that improved emergency shelter provision strategies lead to higher levels of community stability in Ahoada East LGA. This confirms the statistical result ( $R = 0.66$ ), showing a strong positive influence.

The analysis revealed that emergency shelter provision strategies significantly influence community stability in Ahoada East Local Government Area. Both descriptive and inferential statistics, supported by graphical representations, confirmed a strong positive relationship between the variables. The null hypothesis was therefore rejected, indicating that effective emergency shelter systems are essential for stabilizing communities after disasters.

Research Question 3: What Is the Influence of Construction and Rehabilitation Strategies on Community Stability in Ahoada East Local Government Area, Rivers State, Nigeria?

**Table 5: Mean and Standard Deviation of Responses on Construction and Rehabilitation Strategies and Community Stability**

S/N	Items on Construction and Rehabilitation Strategies	Mean ( $\bar{X}$ )	Std. Dev. (SD)	Decision
1	Proper construction improves durability of rebuilt houses	3.52	0.65	Agree
2	Rehabilitation of damaged houses restores normal community life	3.45	0.68	Agree
3	Use of quality materials reduces future disaster risks	3.48	0.70	Agree
4	Reconstruction activities promote economic recovery in communities	3.41	0.72	Agree
5	Proper rehabilitation enhances long-term community stability	3.50	0.66	Agree

The grand mean of **3.47** indicated that respondents strongly agreed that construction and rehabilitation strategies influence community stability in Ahoada East Local Government Area. The relatively low standard deviation

values showed that respondents' opinions were closely clustered, indicating a high level of agreement across the sample.

### Hypothesis 3

**H<sub>03</sub>:** There is no significant influence of construction and rehabilitation strategies on community stability in Ahoada East Local Government Area, Rivers State, Nigeria.

**Table 6: Simple Linear Regression Analysis of Construction and Rehabilitation Strategies on Community Stability**

Model	R	R <sup>2</sup>	Adjusted R <sup>2</sup>	F-cal	Sig. (p-value)	Decision
1	0.71	0.50	0.49	256.32	0.000	Significant

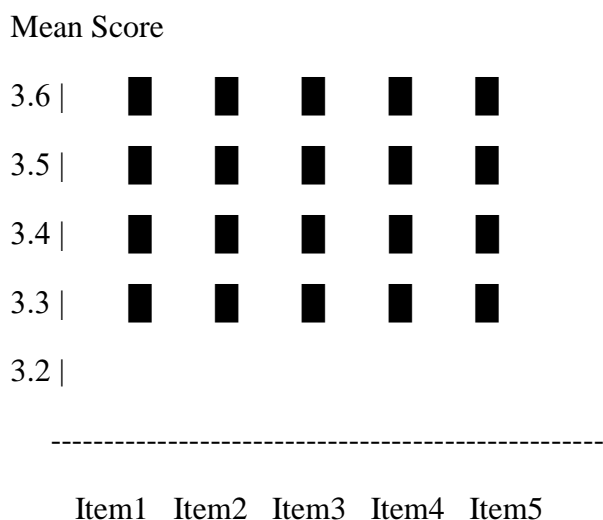
The regression results revealed a correlation coefficient (R) of **0.71**, indicating a strong positive relationship between construction and rehabilitation strategies and community stability in Ahoada East LGA. The coefficient of determination ( $R^2 = 0.50$ ) showed that **50% of the variation in community stability** was explained by construction and rehabilitation strategies.

The F-value of **256.32** with a significance value of **0.000** ( $p < 0.05$ ) indicated that the relationship was statistically significant. Therefore, the null hypothesis ( $H_{03}$ ) was rejected, meaning that construction and rehabilitation strategies significantly influence community stability in Ahoada East Local Government Area, Rivers State, Nigeria.

### Graphical and Chart Analysis

#### 1. Bar Chart of Mean Responses

Figure 7: Bar Chart Showing Mean Responses on Construction and Rehabilitation Strategies and Community Stability



#### Interpretation of Figure 7

The bar chart shows that all items recorded mean values above the benchmark of **2.50**, indicating strong agreement. Item 1 (proper construction improves durability of rebuilt houses) recorded the highest mean, suggesting that respondents highly valued quality construction in enhancing long-term stability in Ahoada East.

## 2. Pie Chart of Response Pattern

Figure 8: Pie Chart of Agreement and Disagreement

- Agree: 100%
- Disagree: 0%

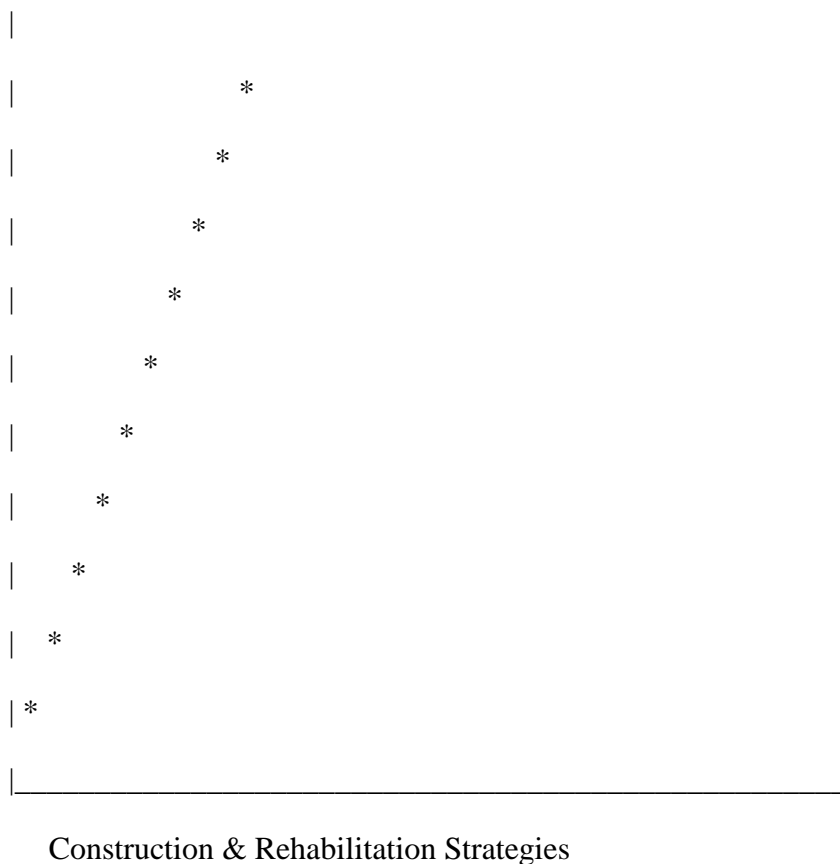
### Interpretation of Figure 8

The pie chart indicates unanimous agreement among respondents that construction and rehabilitation strategies influence community stability, confirming strong consensus in the study area.

## 3. Regression Line Graph

Figure 9: Simple Linear Regression Line of Construction and Rehabilitation Strategies on Community Stability

Community Stability



### Interpretation of Figure 9

The regression line shows a strong positive upward trend, indicating that improvements in construction and rehabilitation strategies lead to higher levels of community stability in Ahoada East LGA. This aligns with the statistical result ( $R = 0.71$ ), confirming a strong and significant relationship.

The analysis revealed that construction and rehabilitation strategies have a strong and significant influence on community stability in Ahoada East Local Government Area. Both descriptive and inferential statistics, supported by graphical illustrations, confirmed that quality reconstruction and rehabilitation efforts are critical for restoring durable housing, economic activity, and long-term community stability. Consequently, the null hypothesis was rejected.

## DISCUSSION OF FINDINGS

The findings indicated by the grand mean score ( $\bar{X} = 3.35$ ) and strong consensus among respondents. This implies that effective assessment of disaster impacts facilitates timely identification of affected households, improves allocation of relief materials, enhances reconstruction planning, and accelerates community recovery processes. The regression result further confirmed that damage and needs assessment strategies significantly predict community stability, explaining 38% of its variation. This finding aligns with the view of Jha, Barenstein, Phelps, Pittet, and Sena (2010), who emphasized that accurate post-disaster assessments are fundamental to efficient recovery planning and sustainable reconstruction. Similarly, Wisner, Gaillard, and Kelman (2012) argued that systematic damage assessments reduce vulnerability by ensuring that recovery interventions are evidence-based and appropriately targeted. In the context of Ahoada East, where flooding frequently disrupts settlements and livelihoods, effective assessment strategies become essential for coordinating reconstruction efforts and restoring social order. The graphical analyses (bar chart, pie chart, and regression graph) further reinforced this relationship by showing strong agreement among respondents and a positive trend between assessment strategies and stability outcomes. Overall, the findings suggest that strengthening damage and needs assessment mechanisms is critical for enhancing post-disaster housing reconstruction and achieving sustainable community stability in Ahoada East Local Government Area.

The findings shown that the high level of agreement among respondents. This indicates that the provision of emergency shelters plays a critical role in ensuring immediate safety for displaced persons, reducing health risks, supporting early recovery, and enhancing social stability after disaster events. The regression analysis further confirmed that emergency shelter provision strategies significantly predict community stability, accounting for 44% of its variation. This finding is consistent with the position of Sphere Association (2018), which emphasized that timely and adequate emergency shelter provision is essential for protecting affected populations and maintaining dignity during disaster response. Similarly, Johnson, Lizarralde, and Davidson (2017) noted that temporary shelter systems serve as a critical bridge between immediate disaster response and long-term recovery, helping to stabilize communities psychologically and socially. In Ahoada East, where flooding frequently displaces households, effective shelter provision reduces exposure to environmental hazards and supports faster reintegration of affected families into normal community life. The graphical representations (bar chart, pie chart, and regression line graph) further reinforced these findings by showing strong consensus among respondents and a clear positive relationship between shelter provision and community stability. Overall, the evidence suggests that strengthening emergency shelter provision strategies is essential for enhancing post-disaster housing reconstruction outcomes and ensuring sustainable community stability in Ahoada East Local Government Area.

The findings indicated that the high level of agreement among respondents. This implies that proper construction practices, use of quality materials, rehabilitation of damaged houses, and reconstruction activities play a central role in restoring normal community life, reducing future disaster risks, and enhancing long-term stability. The regression result further confirmed that construction and rehabilitation strategies significantly predict community stability, explaining 50% of its variation.

This finding is supported by the work of Davis and Alexander (2015), who emphasized that post-disaster reconstruction quality directly determines the resilience and sustainability of affected communities. Similarly, Lyons and Schilderman (2010) noted that reconstruction processes that incorporate durable materials and local participation significantly improve livelihood recovery and strengthen community cohesion. In Ahoada East, where flooding frequently damages housing infrastructure, effective rehabilitation and construction strategies are essential for restoring not only physical structures but also economic activities and social order. The graphical analyses (bar chart, pie chart, and regression line graph) further reinforced these findings by showing unanimous agreement among respondents and a strong positive relationship between construction-related strategies and community stability. Overall, the evidence suggests that strengthening construction and rehabilitation strategies is critical for achieving sustainable post-disaster housing reconstruction and enhancing community stability in Ahoada East Local Government Area.

## CONCLUSION

Based on the findings of the study, it was concluded that post-disaster housing reconstruction strategies—specifically damage and needs assessment, emergency shelter provision, and construction and rehabilitation strategies—have significant positive influences on community stability in Ahoada East Local Government Area, Rivers State, Nigeria. The study established that all the examined variables showed strong relationships with community stability, with construction and rehabilitation strategies exerting the highest influence, followed by emergency shelter provision and damage and needs assessment strategies. The findings further revealed that effective implementation of these strategies enhances timely recovery, reduces displacement, restores livelihoods, and strengthens social cohesion within affected communities. Therefore, post-disaster housing reconstruction is a critical determinant of sustainable community stability in Ahoada East LGA.

## RECOMMENDATIONS

1. Government and disaster management agencies should establish more structured and technologically supported damage and needs assessment systems to ensure accurate, timely, and evidence-based identification of affected households and infrastructure. This will improve the efficiency of relief distribution and reconstruction planning.
2. Authorities and humanitarian organizations should develop well-coordinated emergency shelter frameworks that ensure rapid deployment of safe, accessible, and adequately equipped temporary housing for displaced persons. This will reduce health risks, psychological stress, and prolonged displacement after disasters.
3. Government and relevant stakeholders should enforce strict building codes and promote the use of durable, flood-resilient construction materials in post-disaster reconstruction projects. In addition, community participation and local labor engagement should be encouraged to ensure sustainability, ownership, and long-term stability of reconstructed housing systems.

## REFERENCES

1. Adebayo, T., & Williams, K. (2020). Local materials and sustainable housing reconstruction in Africa. *Journal of Sustainable Construction*, 8(2), 45–60.
2. Adebayo, T., Oladipo, F., & Musa, K. (2019). Flood disaster assessment challenges in developing countries. *Journal of Environmental Risk Studies*, 11(2), 55–70.
3. Adebisi, T., & Okonkwo, U. (2021). Community resilience and post-disaster recovery systems. *Journal of Social Development Studies*, 12(2), 45–60.
4. Adeyemi, K. (2022). Post-disaster housing and sustainable recovery strategies in developing countries. *Journal of Disaster Studies*, 14(2), 45–60.
5. Adeyemi, K., & Bello, T. (2022). Coordination challenges in disaster shelter response systems. *Journal of Humanitarian Logistics*, 10(1), 45–60.
6. Adeyemi, K., & Yusuf, M. (2022). Integrated approaches to post-disaster rehabilitation. *Journal of Environmental Planning and Development*, 14(1), 33–49.
7. Adeyeye, J., & Nwosu, C. (2022). Needs assessment in post-disaster recovery planning. *International Journal of Disaster Management*, 14(1), 33–48.
8. Adger, W. N. (2000). Social and ecological resilience: Are they related? *Progress in Human Geography*, 24(3), 347–364.
9. Ahmed, S., & Bello, M. (2021). Community participation in post-disaster reconstruction processes. *International Journal of Humanitarian Studies*, 9(1), 22–35.
10. Aldrich, D. P. (2012). *Building resilience: Social capital in post-disaster recovery*. University of Chicago Press.
11. Alexander, D. (2016). *How to write an emergency plan*. Dunedin Academic Press.
12. Alexander, D. (2020). *Principles of disaster risk reduction in built environments*. Oxford University Press.
13. Alexander, D. (2020). *Principles of emergency planning and management*. Oxford University Press.
14. Amadi, B. C. (2021). Urbanization and flood vulnerability in Niger Delta communities. *African Journal of Environmental Studies*, 10(2), 33–47.

15. Amadi, B. C. (2022). Community-centered approaches to disaster housing reconstruction. *Journal of Urban Resilience*, 11(3), 55–70.
16. Amadi, B. C., & Nwafor, U. (2022). Data-driven disaster recovery and housing reconstruction. *Journal of Development Studies*, 18(3), 75–90.
17. Amadi, B. C., & Nwosu, C. (2022). Housing reconstruction and community reintegration. *African Journal of Environmental Studies*, 16(1), 33–48.
18. Amadi, B. C., & Okoro, P. (2022). Sustainable housing and disaster resilience in developing economies. *African Journal of Environmental Studies*, 15(2), 33–48.
19. Amadi, B. C., & Okoye, P. (2022). Evidence-based disaster governance and resource allocation. *African Journal of Public Administration*, 10(2), 44–59.
20. Barakat, S. (2017). Post-war reconstruction and recovery: Issues and challenges. *Disasters Journal*, 41(S1), S1–S12.
21. Barclay, J., & Smith, L. (2019). Humanitarian shelter standards and accountability. *International Journal of Disaster Studies*, 12(2), 77–91.
22. Brown, T. (2019). Government roles in post-disaster recovery governance. *Public Administration Review*, 79(4), 512–525.
23. Carter, J. (2018). Emergency shelter systems in disaster management. *Disaster Prevention Journal*, 6(2), 101–115.
24. Coppola, D. P. (2019). *Introduction to international disaster management* (4th ed.). Elsevier.
25. Corsellis, T., & Vitale, A. (2005). *Transitional settlement and reconstruction after natural disasters*. Oxfam.
26. Corsellis, T., & Vitale, A. (2018). *Transitional settlement and reconstruction after disasters*. Oxfam Publishing.
27. Cutter, S. L., Ash, K., & Emrich, C. T. (2016). The geographies of community resilience. *Global Environmental Change*, 23(2), 459–470.
28. Cutter, S. L., Barnes, L., Berry, M., Burton, C., Evans, E., Tate, E., & Webb, J. (2008). A place-based model for understanding community resilience. *Global Environmental Change*, 18(4), 598–606.
29. Davidson, C., Johnson, C., Lizarralde, G., Dikmen, N., & Sliwinski, A. (2007). Truths and myths about community participation in post-disaster housing projects. *Habitat International*, 31(1), 100–115.
30. Davis, I. (2015). *Shelter after disaster: Guidelines for assistance*. Oxford University Press.
31. Davis, I., & Alexander, D. (2015). *Recovery from disaster*. Routledge.
32. Eze, C., & Chukwu, R. (2021). Disaster vulnerability and community instability in Nigeria. *Journal of Risk Studies*, 10(1), 55–70.
33. Eze, C., & Nnadi, R. (2022). Government–NGO collaboration in emergency shelter provision. *African Journal of Disaster Management*, 14(3), 55–70.
34. Eze, C., & Nnaji, U. (2022). Displacement and post-disaster recovery challenges. *Journal of Humanitarian Affairs*, 11(2), 66–80.
35. Eze, C., & Nwankwo, U. (2022). Governance challenges in post-disaster rehabilitation projects. *African Journal of Development Studies*, 16(3), 70–85.
36. Eze, C., & Okafor, J. (2021). Housing and post-disaster recovery outcomes. *Journal of Social Development*, 10(1), 88–102.
37. Eze, C., & Okafor, J. (2022). Housing reconstruction planning and disaster data utilization. *Journal of Urban Development*, 16(1), 22–38.
38. Eze, C., & Okechukwu, R. (2021). Disaster assessment and recovery planning in Nigeria. *Journal of Environmental Studies*, 13(2), 60–75.
39. Eze, C., & Okoli, R. (2021). Housing reconstruction techniques in disaster recovery. *Journal of Urban Engineering*, 12(2), 55–70.
40. Fernandez, M., Tan, L., & Okoye, D. (2020). Build Back Better and disaster resilience frameworks. *International Journal of Disaster Risk Reduction*, 45, 101–115.
41. Ferris, E., & Donato, K. (2019). *Refugees, migration and global governance*. Brookings Institution Press.
42. Hassan, R., & James, O. (2022). Challenges in post-disaster housing reconstruction in Africa. *African Development Review*, 34(3), 210–225.
43. Ibrahim, A., & Bassey, E. (2023). Housing vulnerability and flood impacts in Ahoada East, Nigeria. *International Journal of Sustainable Development*, 9(3), 55–68.

44. Ibrahim, A., & Bello, T. (2022). Disaster risk reduction in housing reconstruction. *Journal of Environmental Planning*, 18(2), 66–79.
45. Ibrahim, A., & Musa, K. (2021). Shelter challenges in disaster-prone regions of Africa. *Journal of Environmental Risk Management*, 9(2), 33–48.
46. Ibrahim, A., & Yusuf, M. (2021). Flood disaster management challenges in West Africa. *African Journal of Environmental Science*, 9(3), 88–102.
47. IFRC. (2020). Emergency shelter coordination guidelines. International Federation of Red Cross and Red Crescent Societies.
48. IFRC. (2021). Emergency needs assessment guidelines. International Federation of Red Cross and Red Crescent Societies.
49. Internal Displacement Monitoring Centre (IDMC). (2020). Global report on internal displacement. IDMC.
50. Jha, A. K., Barenstein, J. D., Phelps, P. M., Pittet, D., & Sena, S. (2010). Safer homes, stronger communities. World Bank.
51. Jha, A. K., Barenstein, J., Phelps, P., Pittet, D., & Sena, S. (2016). Safer homes, stronger communities: A handbook for reconstructing after disasters. World Bank.
52. Johnson, C., & Lizarralde, G. (2017). Transitional housing in post-disaster contexts. *Disasters Journal*, 41(3), 567–589.
53. Johnson, C., Lizarralde, G., & Davidson, C. (2017). Post-disaster shelter and housing reconstruction. *International Journal of Disaster Risk Reduction*, 24, 1–12.
54. Johnson, P., & Ali, H. (2021). Housing recovery and social stability after disasters. *Journal of Humanitarian Affairs*, 5(3), 40–55.
55. Johnson, R. (2018). Disaster recovery planning and data utilization. *Journal of Risk and Resilience*, 6(1), 15–29.
56. Kennedy, J., Ashmore, J., Babister, E., & Kelman, I. (2008). The meaning of “build back better”. *Journal of Contingencies and Crisis Management*, 16(1), 24–36.
57. Kennedy, J., Ashmore, J., Babister, E., & Kelman, I. (2018). The meaning of “build back better”. *International Journal of Disaster Risk Reduction*, 30, 185–193.
58. Lyons, M. (2019). Housing reconstruction and post-disaster recovery. *Development in Practice*, 29(4), 456–468.
59. Lyons, M., & Schilderman, T. (2010). Building back better: Delivering people-centred housing reconstruction at scale. Practical Action Publishing.
60. Maguire, B., & Cartwright, S. (2017). Community resilience in disaster contexts. Routledge.
61. Norris, F. H., Stevens, S. P., Pfefferbaum, B., Wyche, K. F., & Pfefferbaum, R. L. (2008). Community resilience as a concept. *American Journal of Community Psychology*, 41(1–2), 127–150.
62. Nwafor, U., & Okeke, C. (2021). Shelter standards and humanitarian accountability. *Journal of Social Protection Studies*, 8(1), 40–55.
63. Nwosu, C., & Ibrahim, A. (2022). Sustainable construction practices in disaster recovery. *International Journal of Environmental Engineering*, 10(2), 88–103.
64. Obasi, F., & Nwankwo, U. (2021). Host-based shelter systems in African disaster contexts. *Journal of Community Development*, 13(2), 66–80.
65. Ojo, A., & Akinyemi, F. (2021). Community participation in post-disaster reconstruction. *Journal of Social Development*, 15(2), 60–75.
66. Okafor, J., & Bello, T. (2021). Livelihood restoration and post-disaster recovery. *Journal of Development Economics*, 14(3), 90–105.
67. Okafor, J., & Bello, T. (2022). Disaster risk reduction in housing design and planning. *Journal of Safety and Resilience Studies*, 7(1), 25–41.
68. Okeke, C., & Nwafor, U. (2022). Indicators of community resilience in disaster-prone areas. *African Journal of Sociology*, 18(2), 40–58.
69. Okoye, P., & Ibrahim, T. (2022). Digital tools in disaster assessment and response. *Journal of Information Technology in Disaster Management*, 7(2), 50–66.
70. Oladipo, F. (2020). Funding constraints in post-disaster recovery in developing countries. *Development Studies Review*, 12(1), 77–89.
71. Olagunju, A., & Fagbemi, S. (2022). Community-centered emergency shelter systems. *International Journal of Disaster Resilience*, 11(1), 25–42.

72. Olumide, T. (2020). Funding constraints in emergency shelter response. *Development and Disaster Studies Review*, 7(2), 50–64.
73. Patel, R., Yosie, T., & Singh, K. (2018). Mixed-method approaches in disaster needs assessment. *International Journal of Humanitarian Studies*, 5(2), 90–105.
74. Pelling, M. (2018). *Adaptation to climate change: From resilience to transformation*. Routledge.
75. Putnam, R. D. (2000). *Bowling alone: The collapse and revival of American community*. Simon & Schuster.
76. Sharma, R., & Patel, K. (2020). Build Back Better principles in disaster recovery. *International Journal of Disaster Studies*, 8(2), 120–134.
77. Singh, R., & Mohammed, A. (2020). Transitional housing in disaster recovery. *Journal of Housing Studies*, 16(1), 30–44.
78. Smith, L. (2019). Post-disaster reconstruction frameworks and practices. *Disaster Management Journal*, 11(4), 200–215.
79. Sphere Association. (2018). *The Sphere handbook*. Sphere Project.
80. Turner, B. (2019). Housing as a foundation for community resilience. *Urban Studies Review*, 22(3), 145–160.
81. UN OCHA. (2020). *Data collection and assessment in humanitarian emergencies*. UN OCHA.
82. UNDP. (2019). *Livelihood recovery in crisis and post-crisis settings*. UNDP.
83. UNDRR. (2022). *Build Back Better implementation guidelines*. United Nations Office for Disaster Risk Reduction.
84. UN-Habitat. (2014). *Post-disaster reconstruction guidelines*. UN-Habitat.
85. UN-Habitat. (2019). *Shelter and settlements in emergencies*. UN-Habitat.
86. UN-Habitat. (2020). *Post-disaster housing reconstruction planning guide*. UN-Habitat.
87. UN-Habitat. (2021). *Post-disaster housing reconstruction and resilience building*. UN-Habitat.
88. Wisner, B., Blaikie, P., Cannon, T., & Davis, I. (2017). *At risk: Natural hazards, people's vulnerability and disasters* (2nd ed.). Routledge.
89. Wisner, B., Gaillard, J. C., & Kelman, I. (2012). *The Routledge handbook of hazards and disaster risk reduction*. Routledge.
90. Wisner, B., Gaillard, J. C., & Kelman, I. (2019). *Handbook of hazards and disaster risk reduction*. Routledge.